

POST 16 SURVEY REPORT



Contents

Section	Title Page
Introduction	3
Background and Context	3
Overview of our approach	3 - 4
Response rate	4
Section 1: Full Survey Questions and Response analysis	5 - 11
Summary of survey key findings	12
Section 2: Post 16 Destination data and analysis	13-18
Summary of data findings	19
Appendix 1: Area analysis map of the Post 16 data	20
Next steps	21

1. Introduction

A survey reviewing Havering's post 16 education provision offer was undertaken over an eight week period between 1 October and 30 November 2019. The survey received 428 responses from a combination of parents, sixth form school teachers, college lecturers and students/learners currently accessing post 16 education in Havering. One hard copy response letter was also received from an academy trust expressing an interest in extending the age range of one of its secondary to incorporate a sixth form provision.

This paper details the responses received from the survey together with a comparative analysis of the five year Havering's Post 16 destination data and also some issues for further consideration

2. Background and Context

A borough-wide survey on the draft Commissioning Plan for Education Provision (CPEP) 2019-2023 provided the basis for consultation with all parents, carers and other stakeholders in the education community to make suggestions on how to ensure there is sufficient capacity to meet the demand of places across all phases of education and secure high quality education for all Havering children and young people including Post 16 provision.

With regards to the Post 16 education provision; whilst a majority of responses received during the consultation agreed with the future priorities over the plan period however, '*a broader choice of post 16 provision which includes more sixth form places in secondary schools*' was highlighted by a majority of stakeholders as one of the actions to be considered when commissioning post 16 education in the borough.

Many respondents felt that the existing post 16 school sixth form/college options do not provide enough curriculum options, they also demanded the establishment of additional sixth form places in secondary schools to meet parental demand and create diversity of choice

Havering's Cabinet approved the CPEP plan on the basis that a needs analysis and assessment must be carried out on the borough's post 16 offer to address the key issues highlighted above and bring forward recommendations arising from this for further development.

This then constituted the rationale on which this survey was undertaken; to specifically explore and understand the views of all interested parties about the current Post 16 provision offer in Havering and to seek views on what they think the provision should be to ensure that the offer and provision continues to meet the needs of our young people.

3. Overview of our approach

The survey was made available online via the Council's consultation platform; Citizen Space.

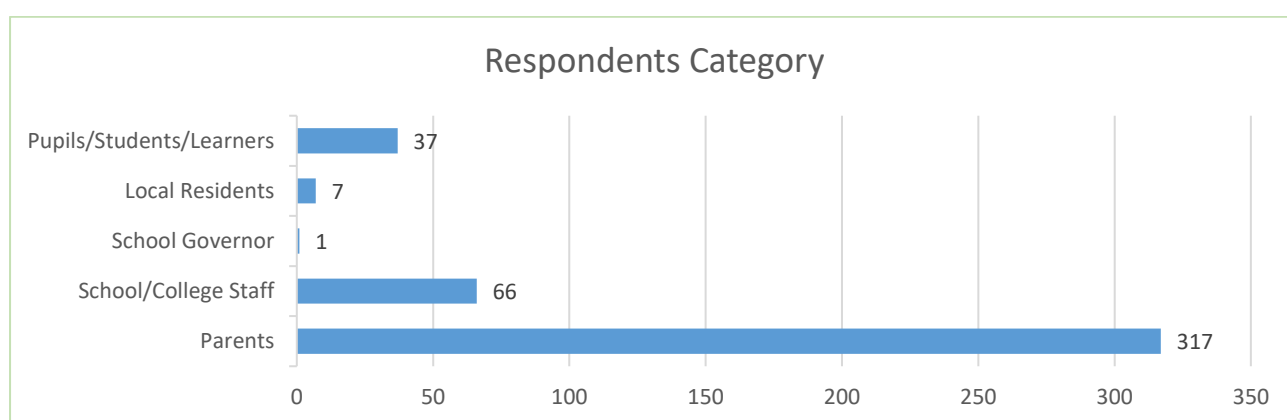
Details of the consultation including the online link to the survey questionnaire was sent to all primary, secondary, special schools and Havering Colleges via email. The email asked the schools/colleges to send out the survey link via their parent/staff mail to all parents, students and staff members encouraging them to respond to the survey. In addition, hardcopy postcards advertising the survey was also printed and distributed to all secondary school and college pupils/learners. Reminder emails were sent during the survey's live period that

continued to prompt schools to encourage feedback from parents, staff, students and other stakeholders.

The survey was also advertised through all the Havering communication channels including GlobalEmail for staff, the Living residents magazine, Havering education services portal, Yammer and the Living. Information postcards regarding the survey and response link was placed in all the borough libraries, and the public advice service centre in order to boost responses.

4. Response Rate

In total, there were 428 online responses and a hardcopy response in form of a letter was received at the end of the survey period.

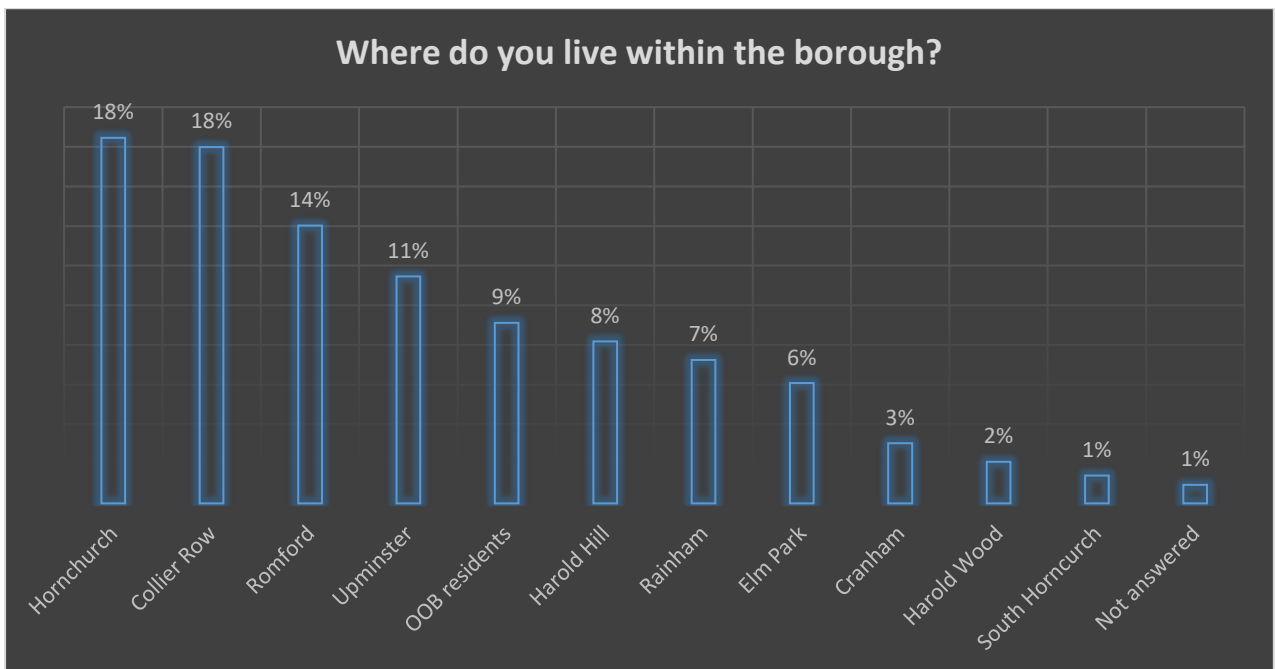


The breakdown of responses received showed that 74% of respondents were parents, 14% identified themselves as either school teacher/staff or college lecturer/teacher/staff, 9% were learners in college or pupils in the borough's secondary schools, 2% were local residents and 1% school Governor.

More specifically, the majority of the pupils/learner respondents were in Year 11. 25% of parents and staff who responded, had a child in Year 7 and/or Year 8; this accounts for the highest number of responses received to the question; *"In which year group is/are your children"?*

12% of respondents indicated that they had children with a special educational need/learning difficult or disability and 2% of pupils/learners who responded identified themselves as having a special educational need or learning difficulty.

The social demographic data gathered also reflects that responses were received from all the areas in the borough as shown in the chart below.



The highest responses came from respondents who live in Hornchurch and Collier Row while 8% of respondents were out borough residents comprising of school staff who work in the borough schools, parents whose children attend a Havering school and learners who attend a Havering provision.

Section 2: Full Survey

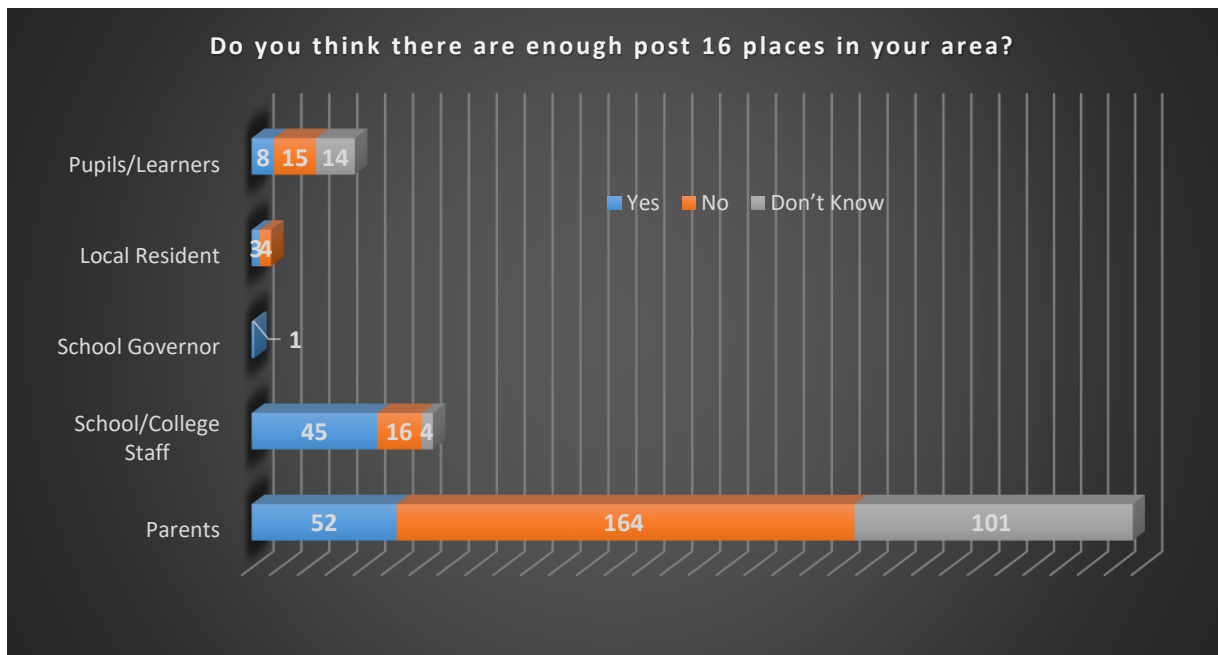
5. Survey Question and Response Analysis

Section 6 of the report looks at the questions asked in the survey and responses given by each of the 428 respondents in detail.

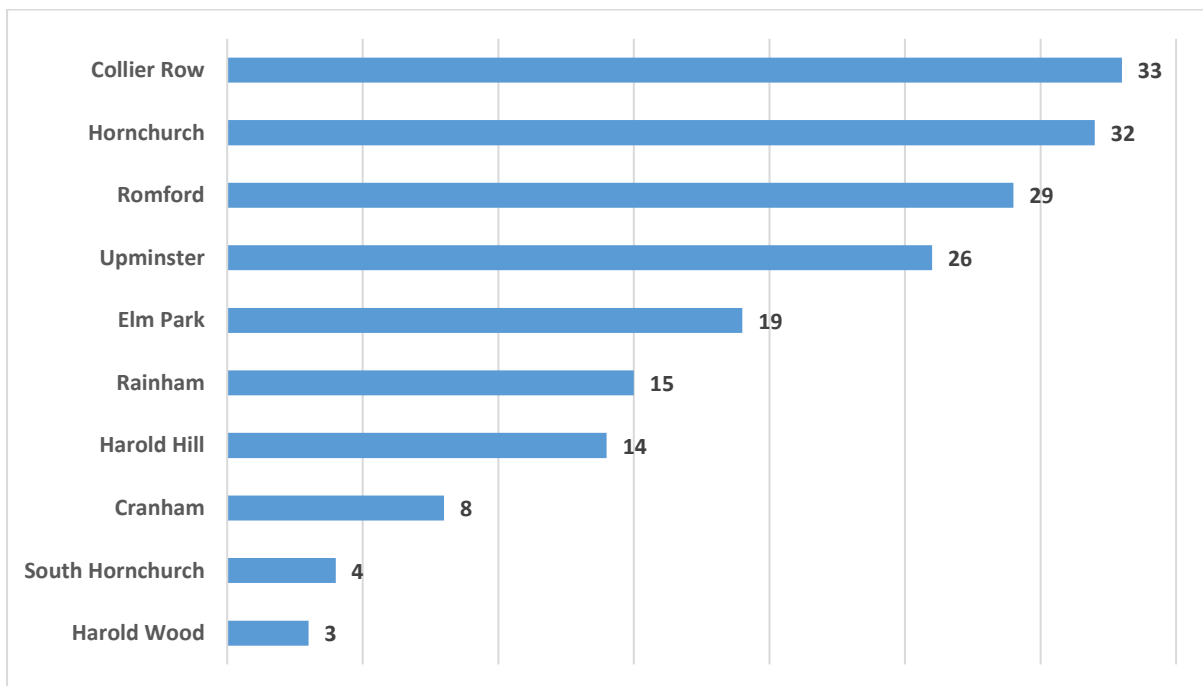
5.1 Sufficient Post 16 places

Respondents to the survey were asked whether they thought there are enough post 16 places in their area. Overall, 25% of all respondents agreed that there was, 46% said that there isn't, while 28% did not know.

The breakdown of the response by respondents' category is as shown below;

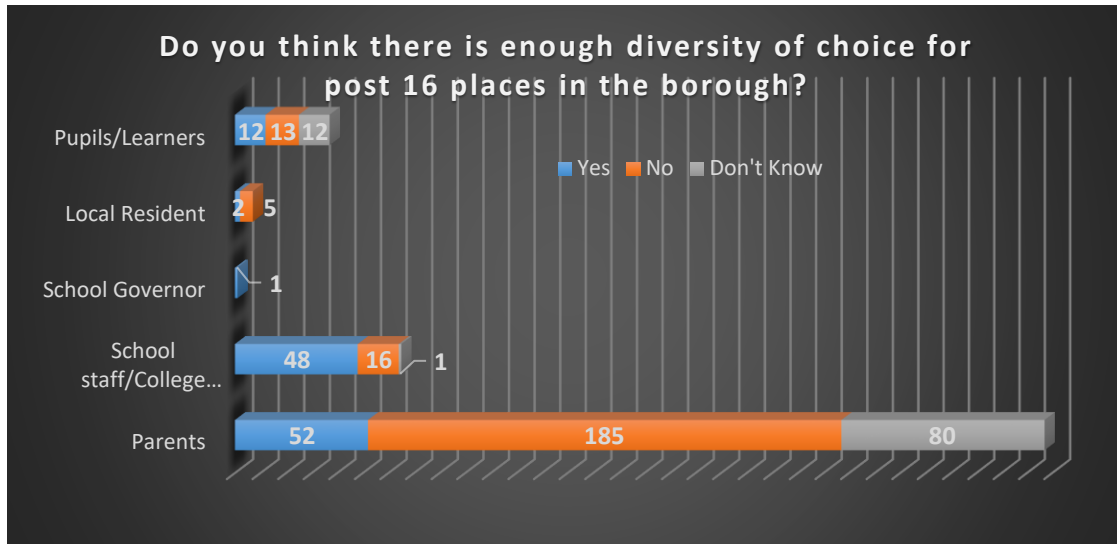


On further analysis; of the 199 respondents who thought that post 16 places in the borough wasn't sufficient, 16 were discounted as they were out borough residents who either work or are learners/pupils in one of the schools in Havering. The chart below, then represents the areas where Havering respondents said that there needs to be more post 16 places made available.

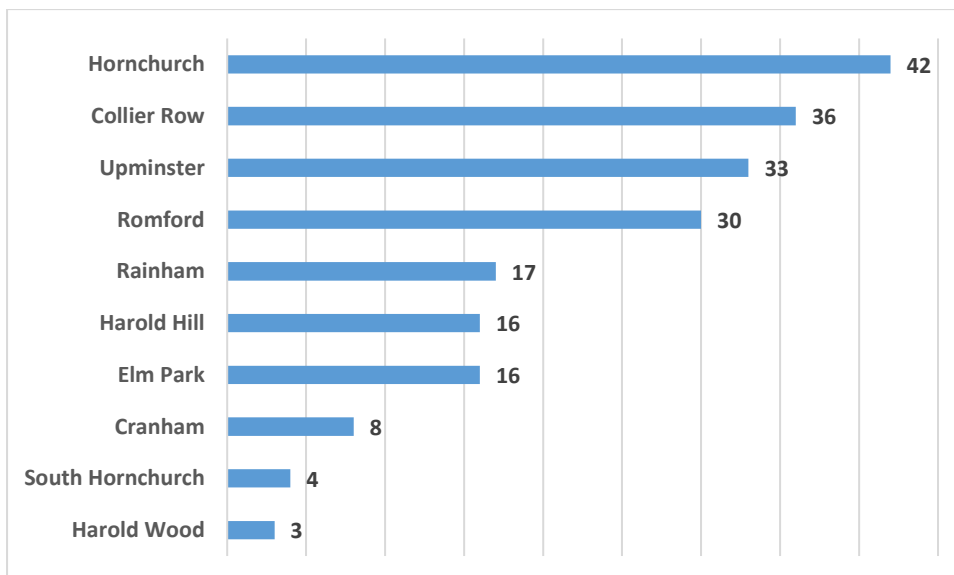


5.2 Diversity of Post 16 places

Overall, 27% respondents did not know, 27% agreed whereas, 51% were of the view that the choice for post 16 places in the borough was not diverse enough. Most college staff (73%) stated that the places available was diverse enough as reflected in the data below.

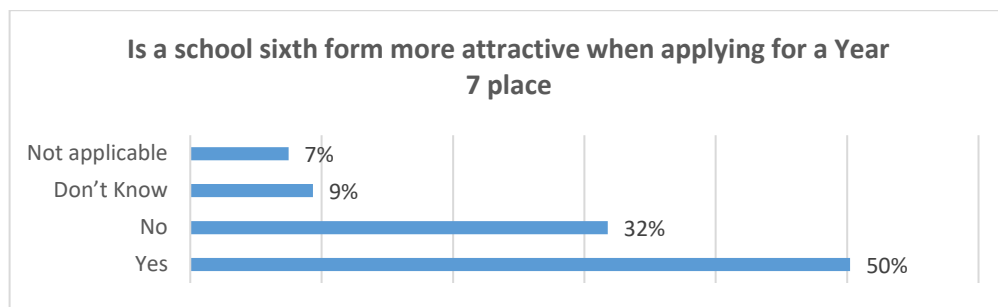


Further analysis as depicted in the chart below showed that majority of respondents from Hornchurch, Collier Row and Upminster were of the view that the post 16 provision in Havering is not diverse enough. This data excludes 14 respondents who indicated that they were out borough residents.



5.3 Is a school sixth form more attractive when applying for a Year 7 place, and if so why?

50% of survey respondents indicated that a school with a sixth form is more appealing when considering a secondary school place.



About 97% of respondents stated that the reason they find schools with a sixth form more attractive is that it provides smooth transitioning, more support, stability and continuity for pupils after their secondary education. As highlighted from some of their responses below;

For continuity. This played a key part in the decision making of secondary school. We wanted our daughter to have the option to stay on at sixth form at her own school.

Smooth transition from year 11 to year 12. Pupils remaining at their own school sixth form do not have the stress of moving away from friends and peers. They are familiar with school building and teachers.

Continuity, consistency and to encourage young people to stay in education.

Easier process to move from secondary school to A-level education. Child is already familiar to the environment, where he did 6 years.

Continuity for the pupils and an added insight into what is on offer if the facility is on your doorstep thereby giving more encouragement to the pupil if there aspiration is to attend their own 6th form

There is a lack of further education facilities at present in Havering. So when choosing a school you would naturally look for schools that have the capability to have post 16 education.

As you now have to be in some form of education until you are 18, it makes sense that all schools provide a 6th form for continuity. There should then be a number of specialist colleges throughout the Borough to provide choice

While 3% gave other reasons as shown below;

Schools are not able to offer a full range of post 16 courses. No school sixth form will get very far past offering core A-Levels to well-qualified students and there are enough places for this already. It would be very expensive to run more school sixth forms and would jeopardise the colleges.

Havering 6th Form College and Havering College have become such large institutions and appear to be impersonal. My daughter has already said that they are not places she wishes to attend.

For those children who thrive on a school environment, with fewer students, the colleges are not a suitable for their needs. There are only a handful of schools in Havering that provide a 6th form provision. These places are highly contested by those children who do not want the college provision.

I prefer a sixth form as the children have to stay in school for most of the day where at college they are free to come and go a bit more. Also don't like The sixth form college as too many gangs there from outside the area, I don't think it's safe.

I think sixth form study is better than college

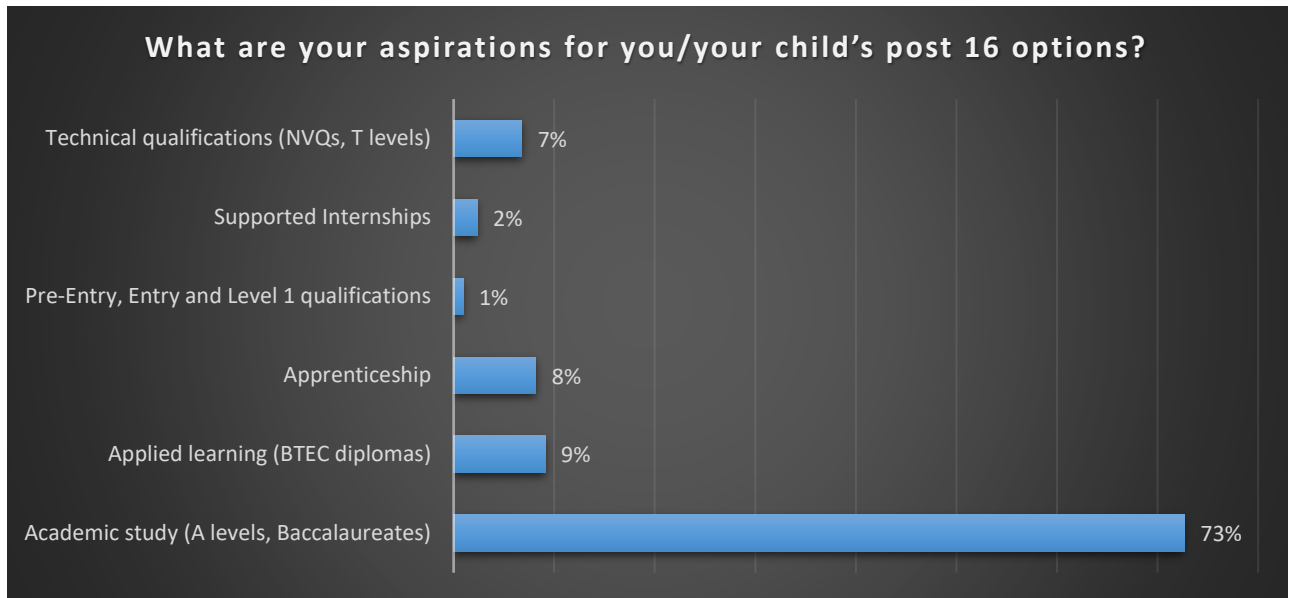
The current havering 6th form college is not currently fit for purpose, it is too full and too many people from outside the borough

Because many secondary schools offer priority places to internal students for their 6th forms

5.4 What are your aspirations for you/your child's post 16 options?

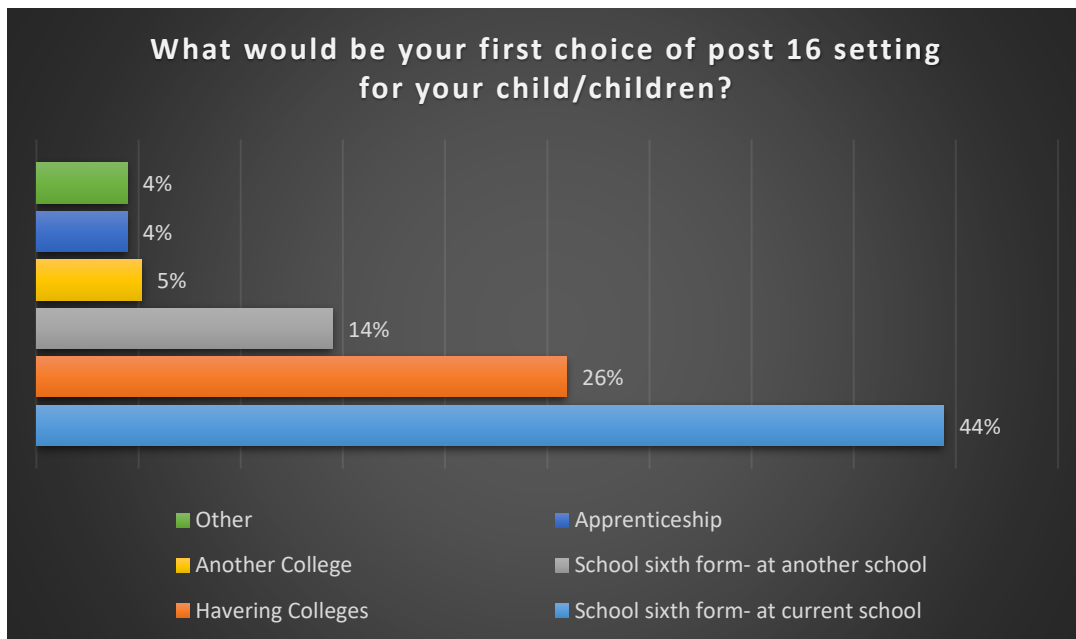
Of the 317 parents who responded to this question, 73% chose academic study as their most preferred aspiration in terms of post 16 option for their children.

The overall breakdown from all respondents on this question is as shown below.



5.5 What would be your first choice of post 16 setting for your child/children?

More respondents specified that having their children attend sixth form at their current school will be a first choice for them.



For respondents who specified 'other' most indicated that they would like a sixth form school established in Bower Pak and Hall Mead schools.

5.6 Would you consider a post 16 setting outside of Havering?

57% will prefer their child attending a setting within Havering.

Respondents who indicated that they would consider a Post 16 setting outside Havering were asked to state where they would consider and their reasons for making that choice.

Most stated that they would consider a college or sixth form school outside Havering because of the following reasons;

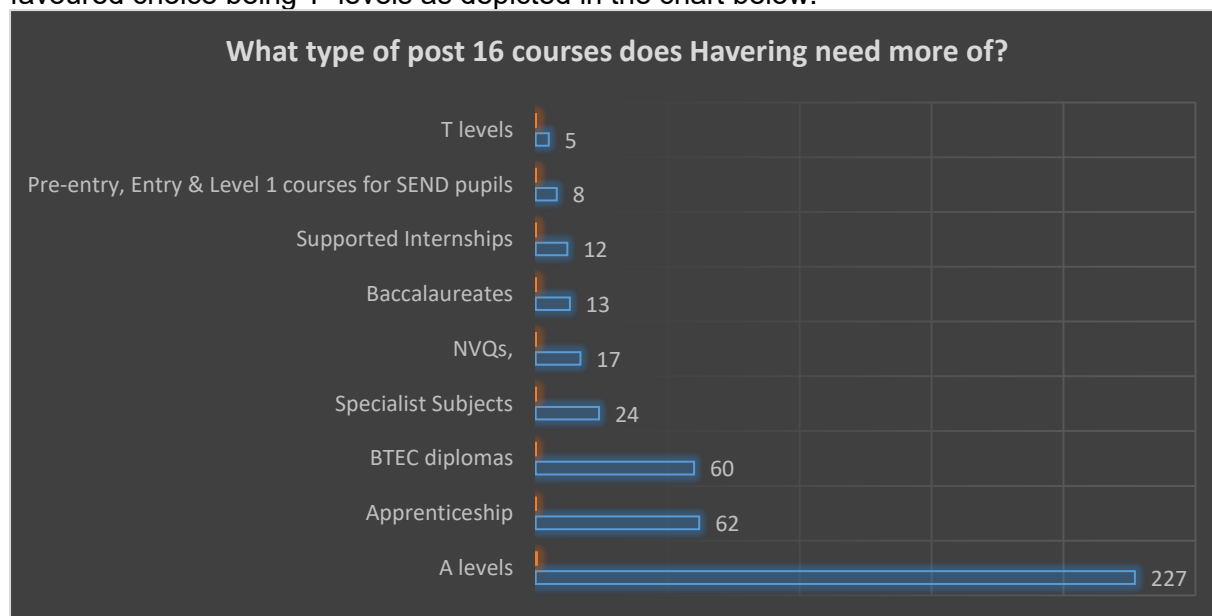
- Better results and reputation of out borough schools and colleges.
- Availability and diversity of courses offered in some Post 16 provision outside Havering
- Out borough provision with specialisms in certain subjects i.e. music, media and arts
- Greater opportunities and easy travel to Essex and London from Havering.
- No current sixth form in our area or in the school my child currently attends. I do not want my child travelling into the main part of Romford to travel out to a school with a sixth form.

A breakdown count of where they would consider is as shown in the table below;

Where	Response count
Essex (6th form schools in Shenfield, Chelmsford or Brentwood)	36
London	12
Redbridge	2
Barking & Dagenham	3
Grammar Schools (Essex and Kent)	9
Thurrock (College)	3

5.7 What type of Post 16 courses does Havering need more of?

53% of respondents favoured A' level courses as what more Havering needs more of with the least favoured choice being T' levels as depicted in the chart below.



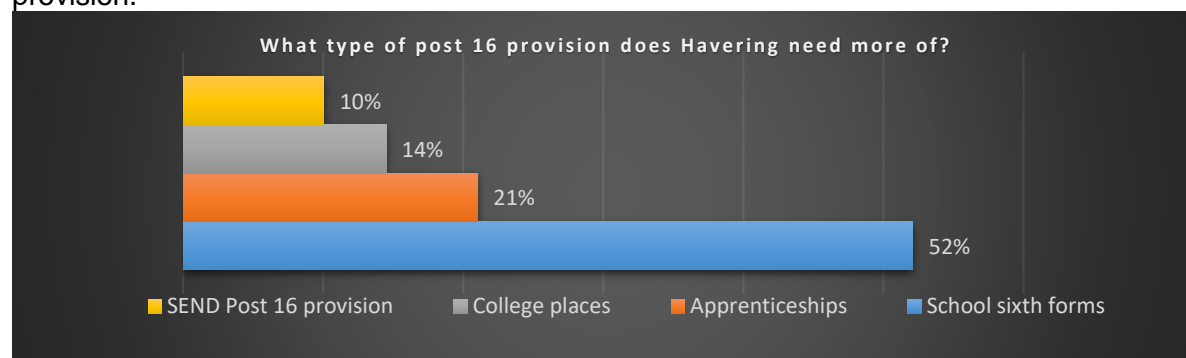
Respondents who chose specialist subject were asked to specifically identify these. The subjects shown below were listed:

- Music and Music Technology
- Dance and Performance

- Sports and Physical Education
- ICT and digitalisation

5.8 What type of post 16 provision does Havering need more of?

52% of respondents stated that school sixth form places are needed more than any other type of provision.



5.9 Respondents were asked to share any other views regarding post 16 provision in the borough.

The additional feedback received have been categorised under the following sub-headings with the response count for each category as represented below;

Additional Feedback	Response count
Support to establish more 6th Forms in the borough's secondary schools	45
Support for Havering Colleges to be developed and supported to improve the existing post 16 offer	17
The existing offer and the capacity at Havering Colleges meets the Post 16 place demand	14
More Information on Post 16 options to be given to parents earlier in year 8 or 9 especially in schools without sixth forms	11
Support for SEN schools to develop their 6th forms and other Learning provision/opportunities for children with SEND	10
A range of apprenticeship or training courses should be made available	7
Variety of provision to suit all learning styles	6
The standard and quality of the overall post 16 provision needs to be improved.	6
Concerns regarding Havering College (Poor reputation and quality of provision)	4
The Post 16 provision in the borough is sufficient	4
Create more Post 16 places offering specialist subjects	3
A variety of curriculum choices should be made available	2
Objection to the Havering College's merger with New City College	2
Reduce the intake of Post 16 out borough residents	1
Provision for new T' levels	1
Grand Total	133

6. Summary of survey key findings

- 58% of the respondents indicated that their child's secondary school did not have a sixth form provision.
- 46% of respondents overall supported the view that there isn't enough Post 16 places with a majority of respondents who reside in Collier Row, Hornchurch, Romford and Upminster informing that are limited number of post 16 places in their area.
- Respondents were of the view that the post 16 choice on offer is not diverse enough with 51% of the respondents indicating this.
- 10% of respondents stated that a SEND Post 16 provision is needed more than any other type of provision in the borough, with a majority highlighting that there should also be support for existing SEND sixth form schools to develop more learning and training opportunities for children with SEND.
- 50% of those who responded to the survey will consider a school with a sixth form as one of their priorities, when applying for a Year 7 place for their children.
- Academic study (A Levels) remains the most respondents' aspiration for their children's post 16 options in comparison to applied learning, apprenticeship or technical qualifications, with about 53% stating that that the borough needs more of A' levels courses.
- The most preferable option for respondents with regards to post 16 setting will be for their children to attend a secondary school setting with a sixth form provision. This was supported by 52% responding that Havering needs more sixth form provision within its secondary schools.
- Although, 41% of respondents said that they would consider a post 16 setting outside of Havering, however a majority of respondents would prefer to attend a post 16 provision in Havering.

Section 2: Havering Post 16 Destination data

This section examines existing post 16 data in parallel to the responses received from the survey to help inform findings that would be put forward for further review and improvement of the post 16 offer in Havering.

7.0 Data Source

The post 16 destination data is collated by 15 Billion epb on behalf of the Council as part of the annual post 16 activity survey. For the purposes of this report, the data we are focusing on is the educational activity analysis, for those Havering resident young people who have been confirmed as being in full time education for the 2015-19 activity surveys for education establishment within Havering.

This means that the data used in this comparison focuses only on Havering residents attending year 11 in Havering provision, who have been confirmed as having post 16 destination within full time education. It does not consider the post 16 destinations for out borough residents who attended a year 11 in a Havering school.

Direct comparisons has been made relating to the responses received from the survey on questions 5.1, 5.2, 5.3, 5.4 and 5.6 against the post 16 data as set out below.

7.1 Sufficiency: *(Survey question 5.1-Sufficient Post 16 places)*

Survey respondents who answered this question told us there weren't enough post 16 places and that more school sixth form places were required.

We recognise that there are Havering residents who attend out of borough post 16 places and as at the January 2020 school census, there were 1513 Havering and non-Havering resident students on roll in years 12 and 13 at Havering school sixth forms. However, this number is significantly less than the 1840 places currently available in Havering school sixth forms.

This shows that we currently have unfilled places in our school sixth forms which indicates that there is no issue around sufficiency or lack of school sixth forms places in Havering. It also highlights that for Havering residents attending an out borough school sixth form; this may be a matter of choice driven by different factors, and less about lack of available places in Havering.

It therefore, suggests that further investigation will be needed to ascertain why Havering families think that more school sixth form places are required given that there are still unfilled sixth form places.

7.2 Diversity: *(Survey question 5.2 -Diversity of Post 16 places)*

51% of surveyed respondents were of the view that the choice for post 16 places in the borough was not diverse enough, with the majority of respondents stating that there was limited choice and number of post 16 places in their area.

Of the 18 secondary schools in Havering, 6 have a sixth form provision. Of these, only 2 are co-educational, with no religious character. 1 is single sex with a faith denomination, 1 is a single sex school and 2 are co-educational with a faith denomination.

Data also indicates that in some areas, especially where there is no school sixth form, there is a significant number of Havering residents attending either an out borough school sixth form or a sixth Form College. This is further supported by the following tables of data which shows an area by area destination analysis of Havering resident year 11 pupils who attended one of the twelve secondary schools without a sixth form provision.

The map on appendix 1 shows the area groupings of the sixth form analysis data.

Collier Row & Harold Hill

Despite some fluctuations in the numbers, the above data shows that, a large proportion of pupils go on to attend either a sixth form college or further education college.

School	Full time education- post 16 destination type	2017	2018	2019	Total
Collier Row/Harold Hill	School Sixth Form	29	45	40	114
	Sixth Form - College	102	78	94	274
	Further Education College	119	115	141	375
	Other Post-16 Education	2	1	0	3
Total		252	239	275	766

The large numbers going to FE colleges in particular could indicate that for these pupils the aspiration is not for A' levels at a school sixth form, or perhaps they are unable to secure a place to study A' levels at a school with a sixth form either because they are unable to meet the entry requirements or due to lack available places for their chosen course.

The numbers going on to a school sixth form are relatively low in comparison and it is important to note that there is a co-educational school sixth form with unfilled places in close proximity to the area. As can be seen in the table below, from 2018, there appears to be a change in trend, with more pupils going on to an out borough school sixth form rather than a Havering provision as highlighted in the table below;

School	Destination LEA	2017	2018	2019	Total
	Havering/OOB				
Collier Row/Harold Hill	HAVERING	22	20	19	61
	OOB	7	25	21	53
Total		29	45	40	114

Harold Wood & Hornchurch

With the exception of a co-educational faith school with a school sixth form, no other schools in this area have a sixth form provision.

School	Full time education- post 16 destination type	2017	2018	2019	Total
Harold Wood/Hornchurch	School Sixth Form	90	90	88	268
	Sixth Form - College	94	81	98	273
	Further Education College	115	136	115	366
	Other Post-16 Education	2	4	2	8
Total		301	311	303	915

As can be seen, there is an almost equal number of students who go on to attend either a school sixth form or a sixth form college.

Of those who attend a school sixth form, a higher proportion attend an out borough school sixth form as the table below highlights. This may indicate a possibility of being unable to secure a place in a school sixth form within Havering.

School	Destination LEA	2017	2018	2019	Total
	Havering/OOB				
Harold Wood/Hornchurch	HAVERING	47	42	41	130
	OOB	43	48	47	138
Total		90	90	88	268

Romford & Elm Park

Survey result shows that a high number of respondents in this area reported limited diversity and number of post 16 places.

As can be seen in the table that over the three year period, a higher proportion go on to a sixth form college or further education college. Only 20% of Year 11 Havering residents who attended a school without a sixth form and remained in full time education went on to attend a school sixth form.

This is despite the two school sixth forms in this area, which then could indicate that for some pupils they are unable to secure a place to study A' levels at a school sixth form either because they are unable to meet the entry requirements or due to lack available places for their chosen course.

School	Full time education- post 16 destination type	2017	2018	2019	Total
Romford/Elm Park	School Sixth Form	59	71	85	215
	Sixth Form - College	154	109	144	407
	Further Education College	138	158	133	429
	Other Post-16 Education	1	2	0	3
Total		352	340	362	1054

A considerable number of this lower proportion of those who attended a school sixth form went on to an out borough school sixth form as shown in the table below.

School	Destination LEA Havering/OOB	2017	2018	2019	Total
Romford/Elm Park	HAVERING	38	41	50	129
	OOB	21	30	35	86
Total		59	71	85	215

This can also be attributed to the fact that of the two sixth form schools in the area; one is a single sex sixth form and the other a co-educational sixth form with a religious character.

Rainham & South Hornchurch

There is no school sixth form in this area and data shows that only 19% of pupils who remained in full time education went on to attend a school sixth form. Majority go on to attend either a sixth form college or further education college.

School	Full time education- post 16 destination type	2017	2018	2019	Total
Rainham	School Sixth Form	55	47	57	159
	Sixth Form - College	126	128	90	344
	Further Education College	103	114	129	346
	Other Post-16 Education	3	4	3	10
Rainham Total		287	293	279	859

On average over the 3 year period, 61% of pupils who did go on to a school sixth form attended an out borough school sixth form as opposed to a Havering school sixth form. This could indicate that for some of these pupils, they are unable to secure a place to study A' levels at a school sixth form in a Havering provision.

School	Destination LEA Havering/OOB	2017	2018	2019	Total
Rainham	HAVERING	26	16	19	61
	OOB	29	31	38	98
Total		55	47	57	159

Upminster & Cranham

In this area, for those pupils who attended a school without a school sixth form provision, an option of two school sixth forms schools exists locally, although one is a single sex faith school and the other a co-educational school.

As the data below shows, over the three-year period, on average of those Havering residents who stayed on in full time education only 32% of the cohort went on to attend a school sixth form with more going on to attend a sixth form college.

School	Full time education- post 16 destination type	2017	2018	2019	Total
Upminster	School Sixth Form	74	69	67	210
	Sixth Form - College	84	67	81	232
	Further Education College	58	60	83	201
	Other Post-16 Education	1	1	3	5
Upminster Total		217	197	234	648

The larger numbers going to a sixth form college in particular could indicate that for these pupils they are unable to secure a place to study A' levels at one of the schools with a sixth form either because they are unable to meet the entry requirements or due to lack available places for their chosen course.

Further analysis also highlights that for those going on to a school sixth form, a Havering school sixth form is more popular as opposed to an out borough provision.

School	Destination LEA Havering/OOB	2017	2018	2019	Total
Upminster	HAVERING	60	53	45	158
	OOB	14	16	22	52
Total		74	69	67	210

In view of the fact that only two out of the six school sixth forms are co-educational, with no religious character, there may be an argument regarding the restricted diversity of choice in post 16 provision in Havering.

Although, it should also be recognised that there is no requirement that all schools must provide a post 16 provision. However, further assessment may be needed to ascertain specific factors that could improve the diversity of the sixth form provision on offer to enable further increase in the number of resident pupils securing a sixth form provision within Havering especially in areas where there are no school sixth form.

7.3. Destination type: *(Survey question 5.3- Is a school sixth form more attractive when applying for a Year 7 place, and if so why?)*

50% of all respondents in the survey said that they will consider a secondary school with a sixth form as one of their priorities when applying for a year 7 place for their children.

Data for those Havering residents who attended year 11 in a Havering school before going on to in full time education post 16, shows that despite the fluctuation in numbers, overall in the last three years, more pupils did attend a school with a sixth form as opposed to a sixth form college as highlighted in the table below.

Full time education- post 16 destination type	Destination LEA				
	Havering/OOB	2017	2018	2019	Total
School Sixth Form	HAVING	603	560	586	1749
	OOB	151	213	205	569
School Sixth Form Total		754	773	791	2318
Sixth Form - College	HAVING	620	587	625	1832
	OOB	44	15	20	79
Sixth Form - College Total		664	602	645	1911
Further Education College	HAVING	519	506	513	1538
	OOB	238	293	304	835
Further Education College Total		757	799	817	2373
Other Post-16 Education	HAVING	13	14	9	36
	OOB		1		1
Other Post-16 Education Total		13	15	9	37
Custodial Institution	OOB	2		1	3
Custodial Institution Total		2		1	3
Grand Total		2190	2189	2263	6642

It is also worth noting as well that there is a significant number who go on to attend a further education college but this may suggest that these pupils are unable to secure a place to study A' levels at a school sixth form: either because they are unable to meet the entry requirements or due to lack available places for their chosen course either at a school sixth form or sixth form college.

7.4 (Survey question 5.4-What are your aspirations for you/your child's post 16 options?)

73% of the 317 surveyed respondents' aspiration are for their children to pursue an academic pathway at post 16.

Taking the same three-year period 2017-2019, the data examined the course of study for each of the student against their post 16 destination type as shown in the table;

Full time education- post 16 destination type	Course attended						Other courses followed in full time ed.	Total
	GCE A or AS or A2 level	NVQ Level 3 or equivalent	NVQ Level 2 or equivalent	NVQ Level 1 or equivalent	GCSE course(s)			
School Sixth Form	2053	186	3	20	3	53	2318	
Sixth Form - College	979	591	307	1	19	14	1911	
Further Education College	66	1268	536	383	10	110	2373	
Other Post-16 Education				1	34	2	37	
Custodial Institution						3	3	
Grand Total	3098	2045	846	405	66	182	6642	

The above data shows that the vast majority of those who go on to study at a school sixth form tend to study A' level courses, pursuing a traditional academic pathway.

It also highlights that there is greater diversity amongst those who go on to attend a sixth form college, with large numbers studying A levels closely matched by those studying for NVQs at various levels.

As for those who go on to attend a further education college, only a very small number study A' levels, with most studying NVQs.

7.5- Choice of Post 16 setting: *(Survey question 5.5- what would be your first choice of post 16 setting for your child/children?)*

Responses received showed that having their children attend sixth form at their current school will be a first choice for them.

Data analysed on school sixth form provision for pupils going on to a school sixth form versus those going on to a school without sixth form; those Year 11 pupils who attended a school with a school sixth form are more likely to go on to attend a school sixth form.

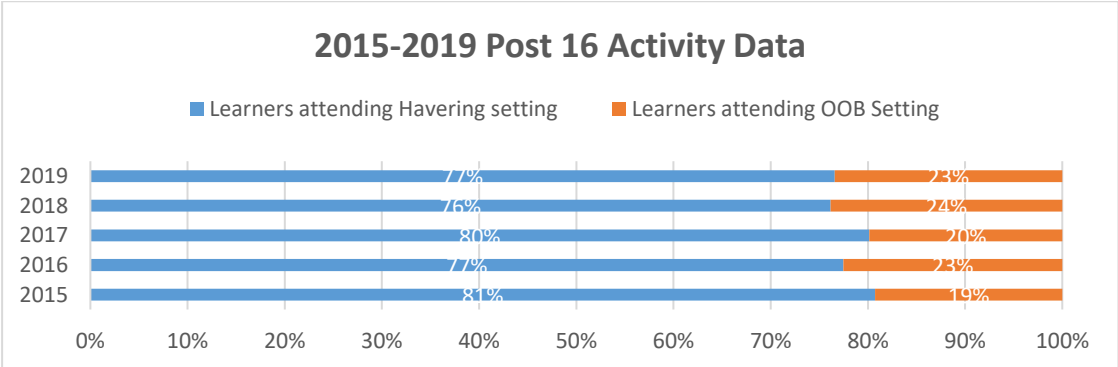
Year 11 attended	Destination –			
	School sixth form	2017	2018	2019
Attended Year 11 at Havering school with a sixth form	Havering	410	388	410
	OOB	34	62	41
	Total	444	450	451
Attended Year 11 at Havering school without sixth form	Havering	193	172	176
	OOB	117	151	164
	Total	310	323	340
Grand total		754	773	791

**Please note that the special schools numbers have been included under schools with a sixth form.*

Considering that only six (6) of the eighteen(18) secondary schools in Havering have a sixth form, most who go on to attend a sixth form school had a sixth form provision in their secondary school and the majority of pupils stay on after year 11 at their existing school's sixth form.

7.6 *(Survey question 5.6-Would you consider a post 16 setting outside of Havering?)*

The post 16 destination data shows that over a five-year period, in total an average of 22% of learners took up a post 16 place outside a Havering provision.

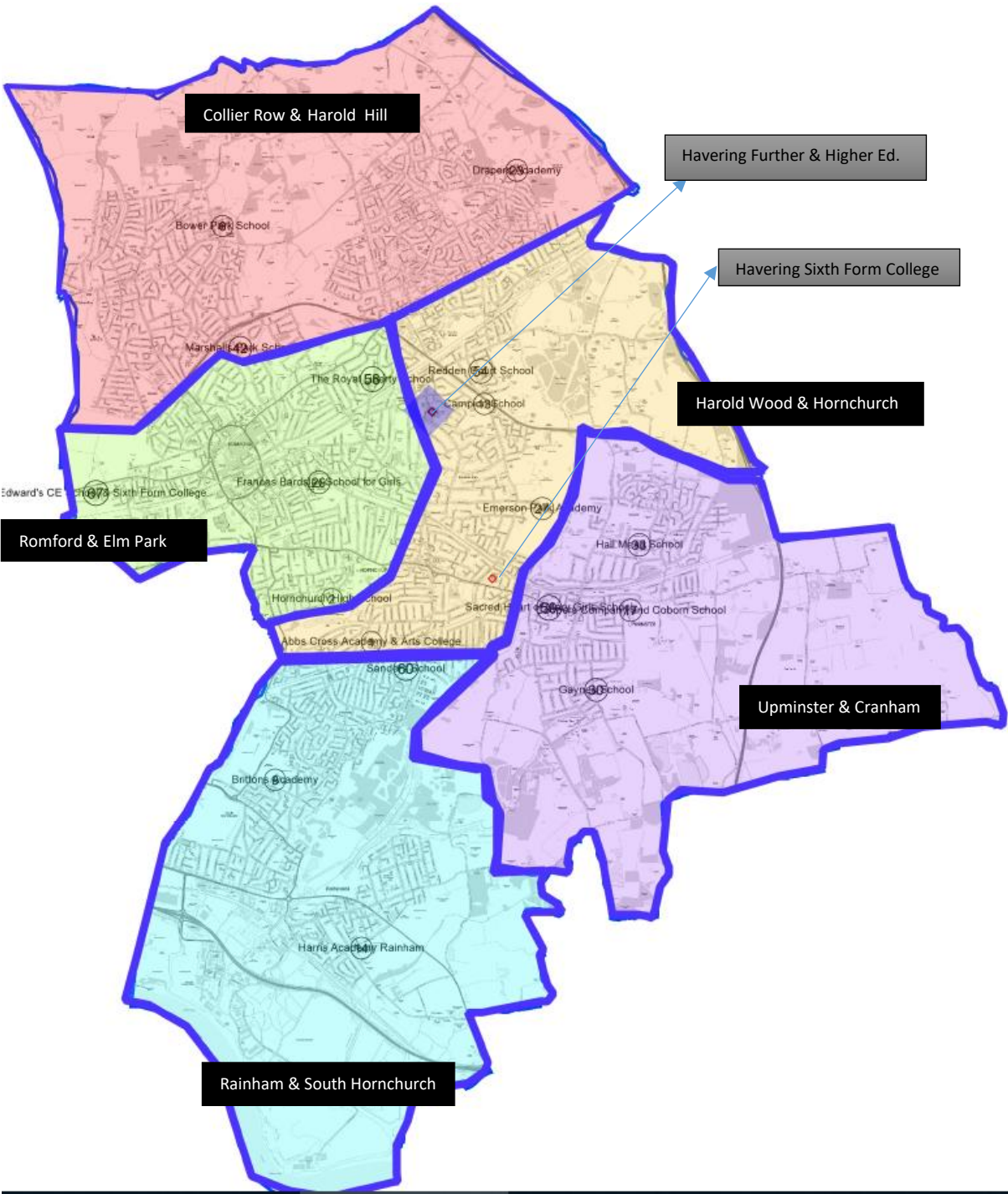


The above data, supports 57% of surveyed respondents who stated that they would prefer their child to stay within a Havering post 16 setting as opposed to 41% who would consider a post 16 setting outside Havering.

8. Summary of data findings

- ✓ Survey results showed that many respondents indicated that there were insufficient post 16 places in their area, however the three year data comparison analysed has revealed that there are still unfilled school sixth form places in the borough's secondary schools.
- ✓ Those who attend an out borough school sixth form have made a choice to do so, as the data indicates that there is no sufficiency issue regarding the number of post 16 places available in Havering.
- ✓ Data also indicates that there is an overall preference for a post 16 education in a school with a sixth form for those pursuing a traditional academic pathway.
- ✓ The three year data analysed showed that pupils attending year 11 at a school with a school sixth form are more likely to go on to attend a post 16 provision in a school sixth form.
- ✓ The data also shows us that a significant number of year 11 Havering residents stay within a Havering setting for their post 16 education rather than attend an out borough setting.
- ✓ Although the survey also revealed that many respondents were of the view that the post 16 provision is not diverse, the data indicates that this is largely due to the diversity of subject course options on offer, the popularity of the school sixth form setting and students exercising preference for an alternative setting outside the borough.
- ✓ Furthermore, data shows that a significant number of pupils attend further education colleges each year and all go on to study a NVQ as opposed to A' level courses. This is despite so many respondents' aspiration of a traditional academic pathway for their children.

Appendix 1: Map of the area grouping analysis showing Havering secondary schools location



Next steps

Thank you to all parents, staff, residents and families who have responded and taken time to submit a feedback on the survey.

A set of recommendations will be drawn up for consideration by all post 16 providers and stakeholders with a view to further improve the post 16 offer in the borough.